

Troubleshooting Guide

for Sublethal Remote Guns 2019 v1

Known issues:

- Jerky movement. The remote gun is designed to move quickly. When making small movements it will appear to be jerking.
- Shaking gun. This happens occasionally. Just move the left/right dial a little left or right. If the shaking is vertical, then move the up/down slider slightly.
- When shooting the gun resets. This is a known issue. Rarely the gun will reset while shooting, this happens more with single shots and less with rapid fire. The system will reset within 8 seconds and continue as normal.

Power related problems

Problem:	Voltage at battery clamps lower than 13.6v when the battery is disconnected
Check:	<ul style="list-style-type: none">• voltage at the battery charger. It should be about 14v.• check for dirty or rusted connectors

Problem:	battery is not charging
Check:	<ul style="list-style-type: none">• Check voltage at battery clamps when not connected to the battery. Should be higher than 13.6v• Batteries rarely last more than 2 years. If it is an old battery it may need routine replacement.• Check battery indicator if there is one on top of the battery. Should indicate green.• Take battery to a battery shop and get them to test the battery.

Problem:	Nothing is working
Check:	<ul style="list-style-type: none">• Turn the key on the Hand Controller• Check that the Hand Controller is plugged in•

Gas related problems

Problem:	The gun does not shoot (no noise)
Check:	<ul style="list-style-type: none">• Check the gas bottle still has gas• Check the gun is cocked• Check the trigger servo is making a noise when the trigger button is pressed. The servo may need adjustment using the trim pot on the Weapon Controller (blue board)• Check for leaks in the gas system• Check that the gas shutoff valve opens when armed. This may require adjustment using the "Gas On" and "Gas Off" buttons on the weapon controller (blue board).

Movement related problems



Problem:	Gun is moving without the user moving the hand controller
Check:	<ul style="list-style-type: none">• Check for electromagnetic interference (220v power cables close to the comms cable)• Check that the connections from the Remote Gun to the hand Controller are tight.


Bullet related problems

Problem:	Gun shoots (makes a noise) but no bullet shoots out
Check:	<ul style="list-style-type: none">• Check that there are bullets in the bullet hopper• Check for jams• Check that there are no soft skin bullets in the system (rubber bullets, paintball bullets, pepper balls with soft skin, etc.)• Flush the bullets by disconnecting the pipe at the feedneck and press the bullet pump button on the weapon controller (blue board)

Product Identification

Sublethal Remote Gun





Electrical Setup

Simplified electrical set up for installations:

